

# WILFRID

Concrete Slab

PERMACON



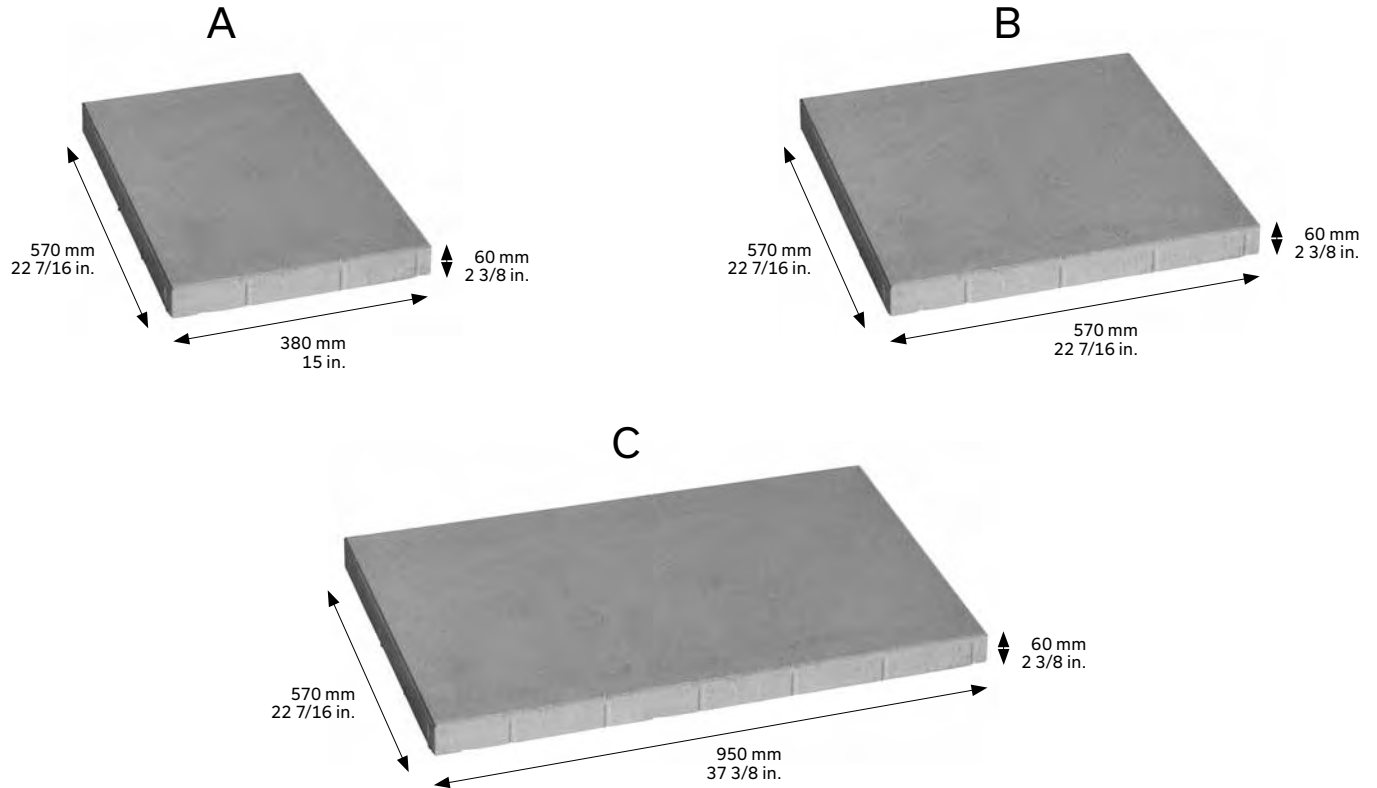
## Installation Guide

**VB**  
VAN BEEK'S  
LANDSCAPE SUPPLY

[www.vanbeeks.com](http://www.vanbeeks.com)

# Wilfrid Slab

## SPECIFIC DETAILS

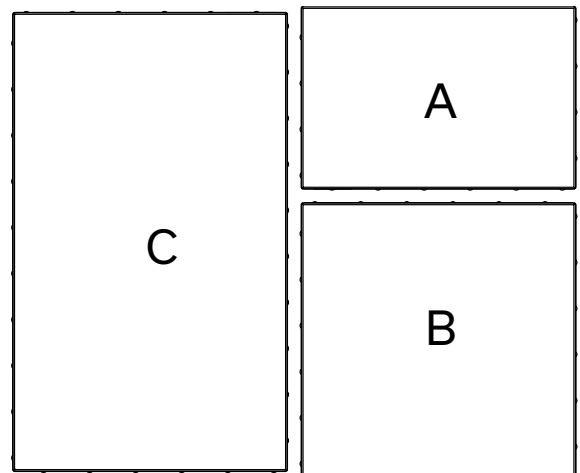


## INSTALLATION OF SLABS

With its three sizes, the Wilfrid slab can be installed in a linear or modular pattern. It is recommended to use all units of every row to prevent waste when installing the Wilfrid Slab.

- > The unit ratio per layer is 1:1:1
- > The length of units A and B together equals the length of unit C
- > Unit A represents 1/3 and unit B represents 2/3 of the length of unit C

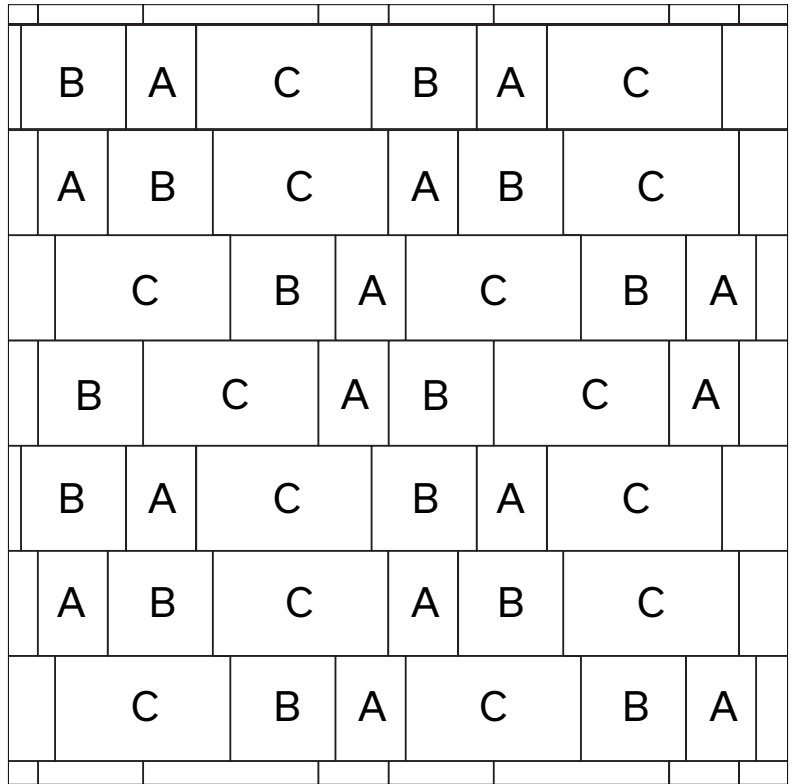
CAUTION! The unit ratio per layer of Wilfrid slab is not the same as the one of Melville 60 slab. The laying patterns for the Wilfrid slab are different.



LAYING PATTERNS

LINEAR LAYING PATTERN

**This is only a preview of a linear laying pattern. Replication of this exact pattern may result in a waste of units.**



MODULAR LAYING PATTERN

**This is only a preview of a modular laying pattern. Replication of this exact pattern may result in a waste of units.**

