

24 X 24 SMOOTH

Concrete Slab

BWS BEST WAY
STONE




Installation Guide


VB
VAN BEEK'S
LANDSCAPE SUPPLY

www.vanbeeks.com

SMOOTH NEW

CLASSIC SERIES SLAB / 40 & 50MM / 

BUNDLE OVERVIEW



UNIT



40 MM
23.62 x 23.62 x 1.57 in
600 x 600 x 40 mm
Units/bundle: 25

50 MM
23.62 x 23.62 x 2 in
600 x 600 x 50 mm
Units/bundle: 21

SHOTBLAST FINISH



NOTES

A large format slab with a smooth surface finish. The 24x24 Smooth slab brings a modern touch to a traditional paving and rooftop terracing slab.

Sold in full bundles only.
Plate tamper not recommended.

Shotblast only offered in 50 MM.



BUNDLE SPECIFICATIONS

	40mm		50mm	
	IMPERIAL	METRIC	IMPERIAL	METRIC
Coverage	97 ²	9 m ²	81.4 ft ²	7.56 m ²
Weight	1925 lbs	873 kg	1946 lbs	882 kg
Units	25		21	
Coverage per unit	3.87 ft ²	0.36 m ²	3.87 ft ²	0.36 m ²
Lineal coverage	41.34 ft	12.6 m	41.34 ft	12.6 m
Lineal coverage per unit	1.97 ft	0.6 m	1.97 ft	0.6 m

COLOURS

Grey (Regular & Shotblast)
White (Regular & Shotblast)

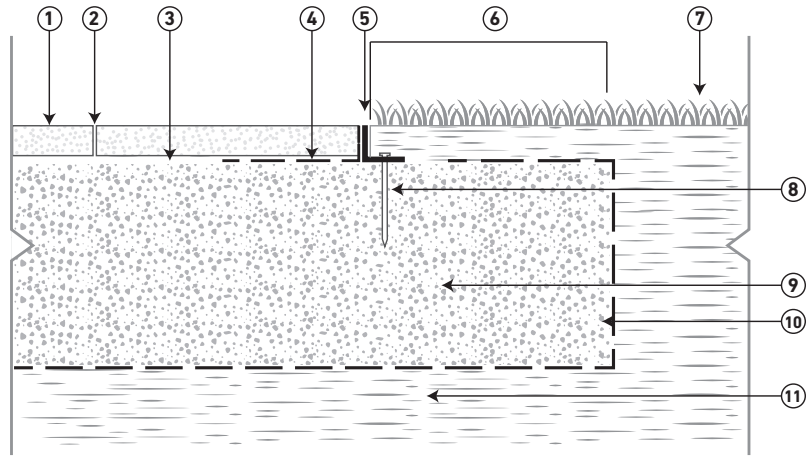
PATTERNS



INSTALLATION GUIDES - SLABS & PAVERS

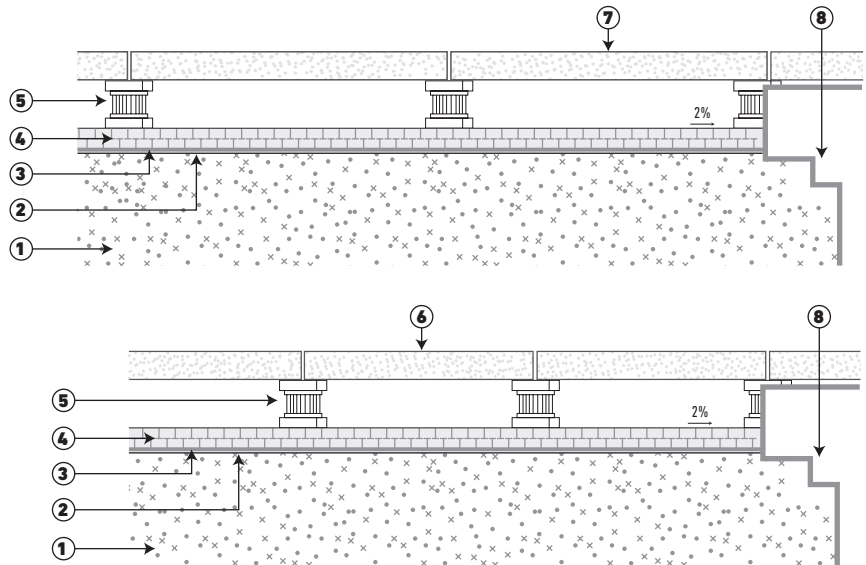
SLAB INSTALLATION TYPICAL CROSS SECTION

- 1 Best Way Stone® precast concrete slab 1 3/4" to 2" (45 to 50mm)
- 2 Sand joint fill
- 3 Bedding Sand 1" (25mm)
- 4 Geotextile 12" (300mm) wide
- 5 Plastic edge
- 6 Extra width equal to foundation thickness
- 7 Lawn
- 8 Nail
- 9 Compacted aggregate base 0 3/4" (0-20mm)
- 10 Geotextile
- 11 Subgrade



SLABS ON PEDESTAL SET

- 1 Roof deck
- 2 Waterproof membrane
- 3 Protection board
- 4 Rigid insulation
- 5 Adjustable pedestal
- 6 Best Way Stone® precast concrete slab 1 3/4" to 2 1/2" (45-65mm) thickness conforming to ASTM C 1782 and CSA A231.1
- 7 Best Way Stone® Trevista 50 slabs, 2" (50mm) thickness conforming to ASTM C 1782 and CSA A231.1
- 8 Roof drain



TYPICAL PAVER CROSS SECTION WITH PLASTIC EDGE

- 1 Best Way Stone® precast concrete paver 2 3/8" (60mm) thick min.
- 2 Sand joint fill
- 3 Bedding Sand 1" (25mm)
- 4 Extra width equal to foundation thickness
- 5 Lawn
- 6 Plastic edge
- 7 Nail
- 8 Geotextile
- 9 Compacted aggregate base 0 3/4" (0-20mm)
- 10 Subgrade

